

# GEBRUIK APP\* & OPSPORINGSPROCES

\*ALARM INSTELLEN, POSITIE IN GOOGLE-MAPS, VERMISSING DOORGEVEN



## USE APP \* & TRACKING PROCESS


### SET ALARM IN THE ZEKER! APP

Does your property move uninvited? Then send the free

Sure! app sends an alarm signal to your phone. You can use this signal on 3 setting ways: loud alarm, just a push notification or no notification.

1. Swipe your finger over the slider behind your channel name

(in example 'fresh demo'):



This is how you set the desired alarm signal:

Loud alarm: slide the button behind your station name to the right and the button turns green. If your property moves uninvited, a loud alarm will sound alarm on your phone.

Push notification only: slide the button to the center and the button will become

Orange. You will not receive a loud signal, but you will receive a push notification on your screen.

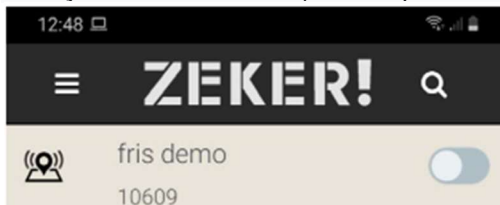
No notification: if the button is gray, everything is turned off and you receive no alarm message

## POSITION IN GOOGLE MAPS

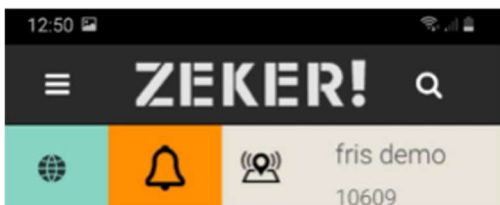
In the Zeker! app you can find out the exact position of your property.

1. Swipe your finger from right to left on the slider

after your channel name (in example 'fris demo')



2. The menu on the left opens



3. Click on the green globe symbol. Then you see the position of your property in Google maps. If you click on the orange alarm bell, you see all notifications from your Smart Tracker.

## REPORT MISSING VIA ZEKER! APP

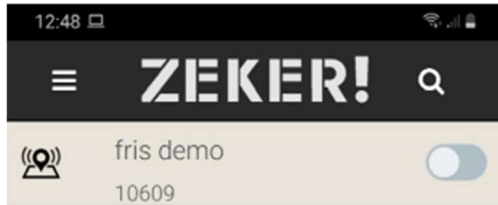
The Smart Tracker is equipped with a unique motion detector that other GPS transmitters not have. As a result, your stolen vehicle can be tracked in real time and can be found exactly, outside and inside.

Is your beloved property missing? You can report the missing person 24/7 in the free Zeker! app to Fris' control room. After your report, the Fris investigation team immediately takes action.


These are the 4 steps you take:

1. Swipe your finger from right to left over the slider behind your station name

(in example 'fris demo')



2. Onderstaand menu verschijnt. Klik op de groene afbeelding met het notitieblokje en pen



3. Then a menu will appear with the button at the bottom

"Detection". Click on that:



4. The menu with the orange button will then appear

Report Loss of Property. By clicking on this,

you report your property as missing



After your confirmation, the app reports your missing property immediately to the control room of Fris. The local investigation team will then start tracing your property

#### EXPLANATION TRACKING PROCESS

The investigation is carried out by Fris Nederland. The search starts at a notification of loss by the owner of the missing property via a notification to the control room of Fris Nederland. Fris Nederland carries out the executive investigation with various local teams distributed across the Netherlands and within the Dutch borders.

#### Missing notification by the owner

The owner has a Zeker! app linked to his/her property and this app contains the following data:

Brand ownership

Type of property

Type of property

Colour

Frame number

Investigation period

As soon as the report of your missing property has been received and transferred to the team, start the search. During a period of time the detection is active after 48 hours

Control room reporting

All searches are carried out from Fris' control room coordinated and directed. The control room employees take care of reporting, calling in the police, the management of the investigation teams, the processing of all reports (per incident) and feedback to the owner.

Property recovered procedure

If the missing property is found and FRIS The Netherlands can be taken along, it becomes property returned to the owner.

Property not recovered after 48 hours

If a property is not found after a period of 48 hours (from the moment of receipt of the notification), the owner a report and can claim the insurance claim (if any). application) must be submitted.

Property delivered free of charge after recovery

If the property has been recovered and delivered to the indicated location, a delivery note will be issued

#### Reports

The reports are provided with photos of the property and any special circumstances on site. In addition all details of the report, the search action, any police deployment, find locations, location of property goes, whether or not perpetrators et cetera.